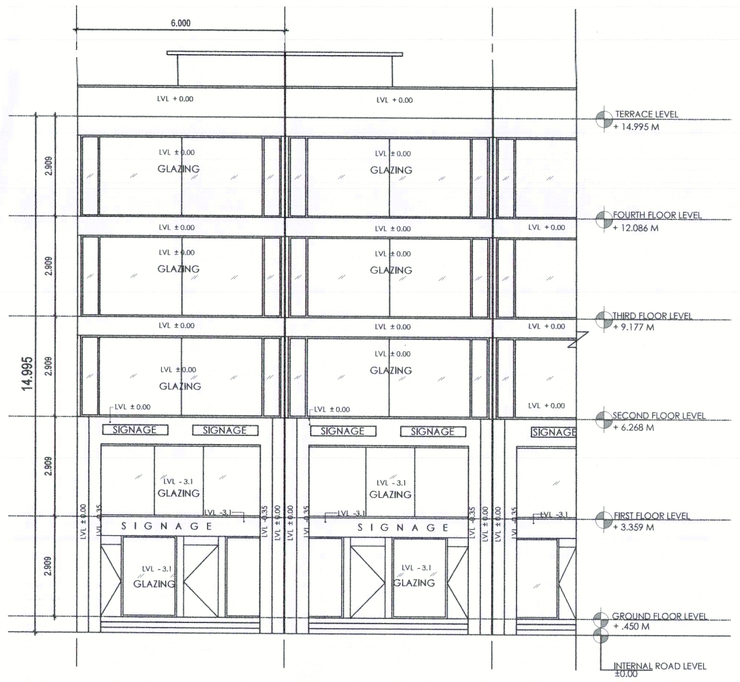

FRONT ELEVATION

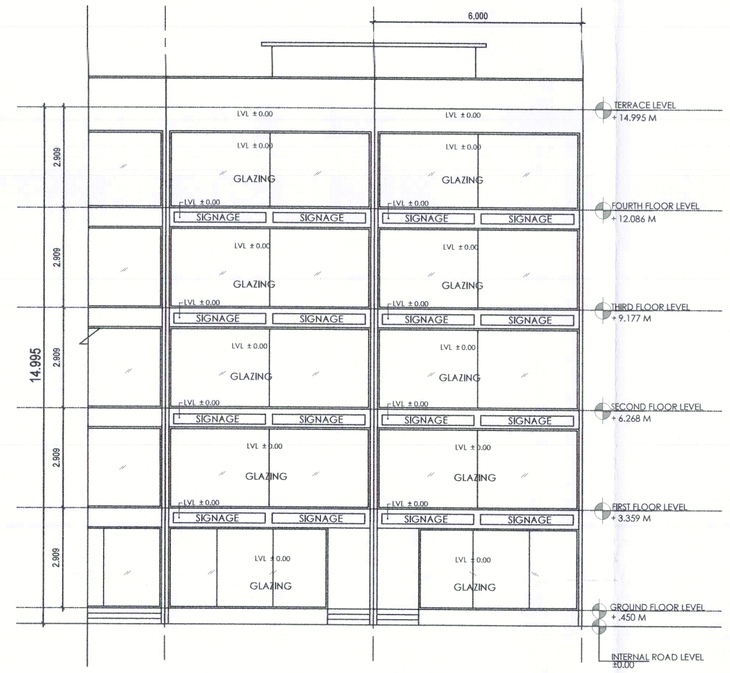

REAR ELEVATION

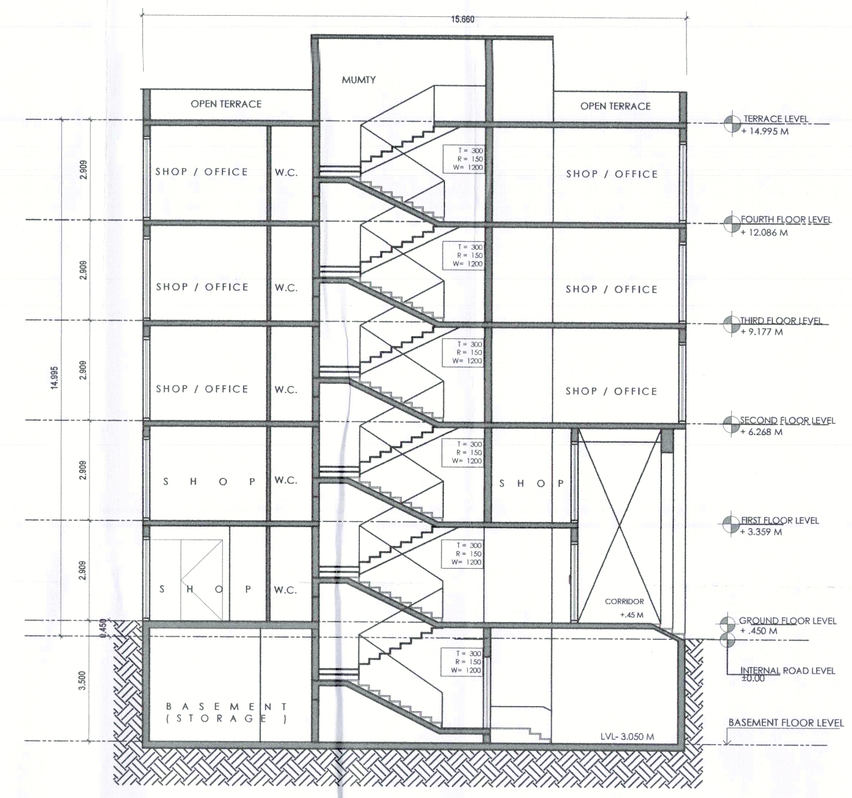

LONGITUDINAL SECTION (THROUGH STAIRCASE AND TOILET)

NOTES

- Dimensions are not to be scaled.
- The contractor shall verify all dimensions, details,specifications & site conditions & shall report any error, omission and/or anomaly to the Campus Designer before commencement of work.
- For construction purposes, the dimensions shall not be measured directly of the drawings. The drawings shall not be used for construction until they are issued for construction.
-These drawings are to be read in co-ordination with HVAC, Electrical, plumbing drawings & all relevant sections of specifications..
-All shop drawings should be provided to the Campus Designer for approval.

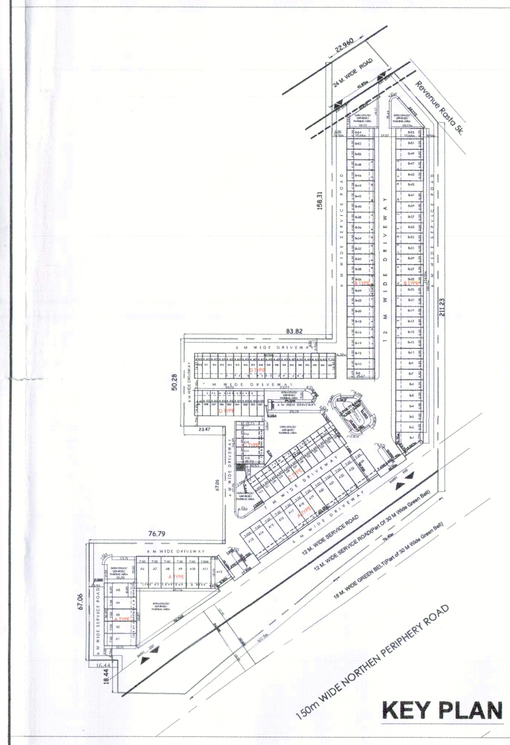

KEY PLAN

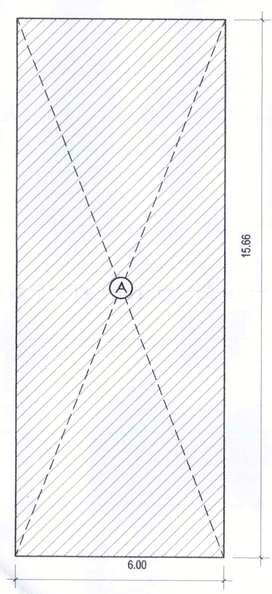

GROUND FLOOR AREA DIAGRAM

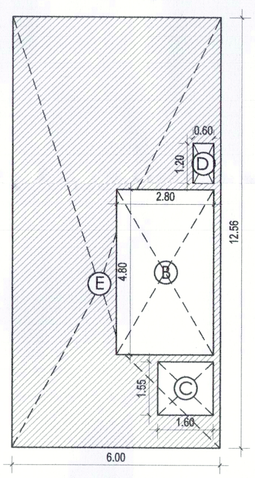

FIRST FLOOR AREA DIAGRAM

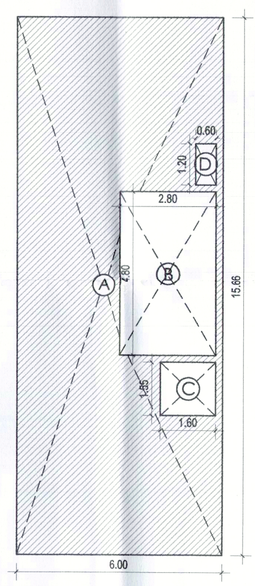

SECOND FLOOR AREA DIAGRAM

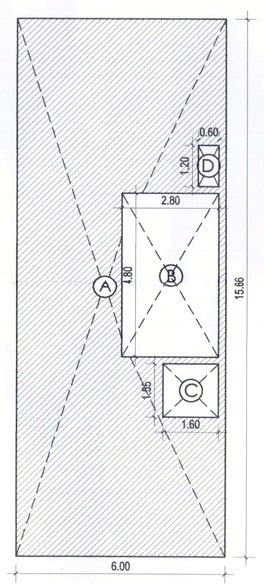

THIRD FLOOR AREA DIAGRAM

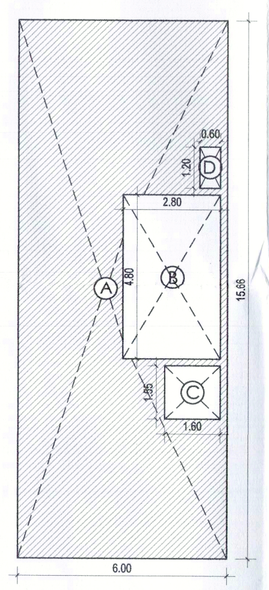

FOURTH FLOOR AREA DIAGRAM

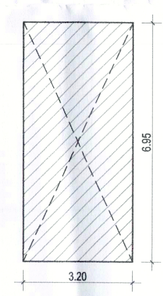

MUMTY FLOOR AREA DIAGRAM

SCO TYPE B - CORNER PLOTS						
FLOOR	WIDTH (M)	DEPTH (M)	PLOT AREA (SQM)	DEDUCTION (LIFT, STAIRCASE, SHAFT) (SQM)	FAR AREA (SQM)	FAR AREA (SQ YRDS)
GROUND FLOOR	6.00	15.66	93.96		93.96	112.38
FIRST FLOOR	6.00	12.56	75.36	16.64	58.72	70.23
SECOND FLOOR	6.00	15.66	93.96	16.64	77.32	92.47
THIRD FLOOR	6.00	15.66	93.96	16.64	77.32	92.47
FOURTH FLOOR	6.00	15.66	93.96	16.64	77.32	92.47
FAR PER PLOT					**384.64**	**460.03**
TOTAL FAR OF THE PLOTS 2 NOS.)					**769.28**	**920.06**

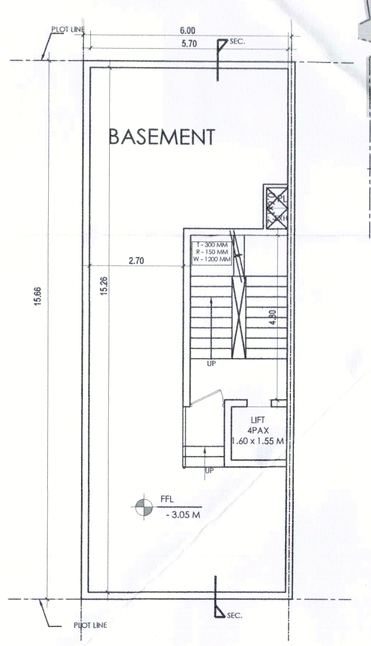

BASEMENT FLOOR PLAN

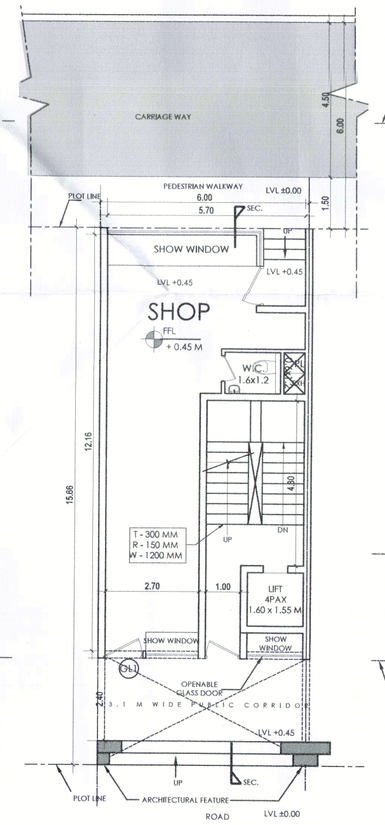

GROUND FLOOR PLAN

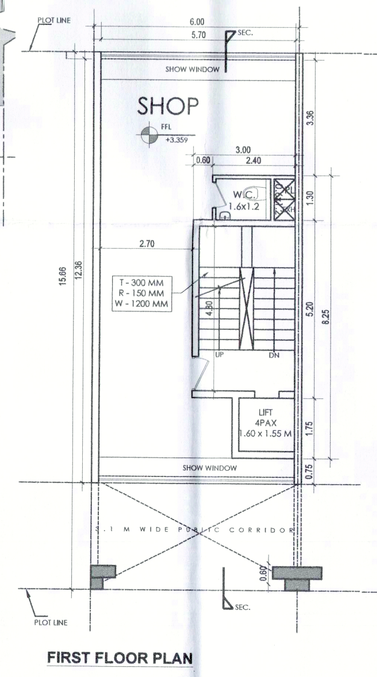

FIRST FLOOR PLAN

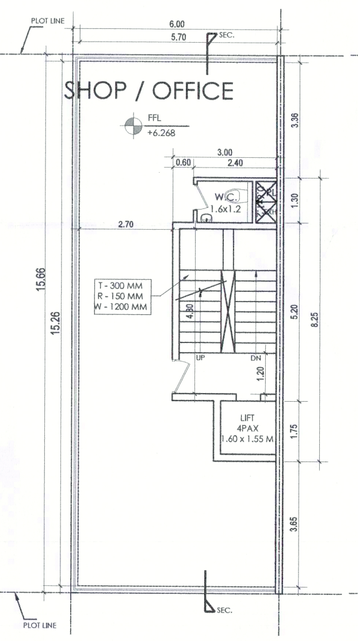

SECOND FLOOR PLAN

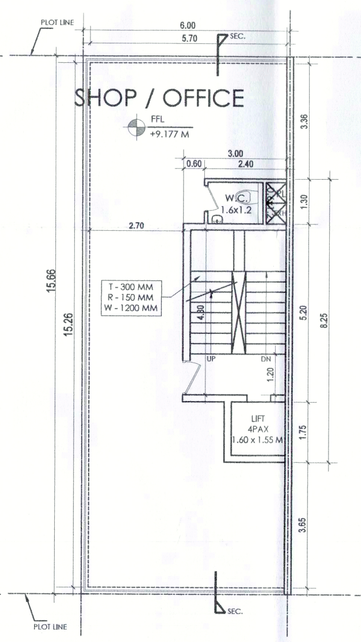

THIRD FLOOR PLAN

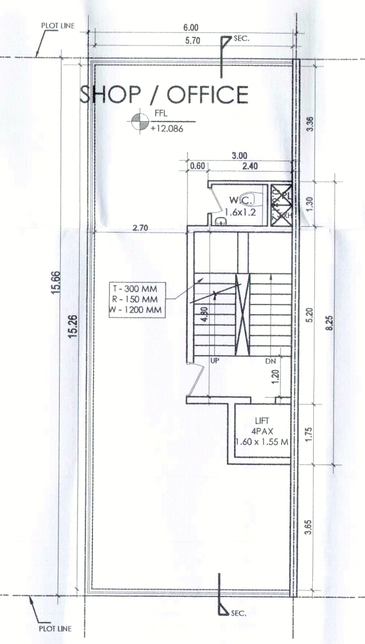

FOURTH FLOOR PLAN

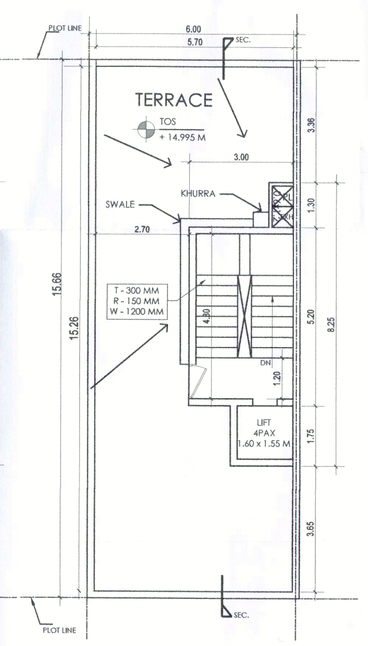

TERRACE FLOOR PLAN

GROUND FLOOR AREA = A
= (6.00x15.66)
= 93.96 SqM

FIRST FLOOR = E - (B + C + D)
= (6.00x12.56) -[(4.8x2.8) + (1.6x1.55) + (1.2x0.60)]
= 75.36 - (13.44+2.48+0.72)
= 75.36 - 16.64
= 58.72 SqM

SECOND FLOOR = A - (B + C + D)
= (6.00x15.66) -[(4.8x2.8) + (1.6x1.55) + (1.2x0.60)]
= 93.96 - (13.44+2.48+0.72)
= 93.96 - 16.64
= 77.32 SqM

THIRD FLOOR = A - (B + C + D)
= (6.00x15.66) -[(4.8x2.8) + (1.6x1.55) + (1.2x0.60)]
= 93.96 - (13.44+2.48+0.72)
= 93.96 - 16.64
= 77.32 SqM

FOURTH FLOOR =A - (B + C + D)
= (6.00x15.66) -[(4.8x2.8) + (1.6x1.55) + (1.2x0.60)]
= 93.96 - (13.44+2.48+0.72)
= 93.96 - 16.64
= 77.32 SqM

TOTAL FAR AREA PER PLOT = **384.64** SqM

Dcy No. DCTCP: 8169-VII DATED- 21-02-2022

(DINESH KUMAR) SD (HQ) | (HITENDER SINGH) ARCHITECT (HQ) | (HITESH SHARMA) STP (HQ) M | (R[illegible] SINGH) CTP (HR.) | (K. MAKRAND PANDURANG,IAS) DTCP (HR.)

DLF

DLF HOME DEVELOPERS LTD.

PROJECT TITLE
SCO AT SECTOR 84, GURUGRAM

ISSUES

DATE	REVISION	DESCRIPTION

ARCHITECT:
ARCOP ASSOCIATES PVT. LTD.
A-15, Pamposh Enclave, G.K. 1
New Delhi 110048
Phone : 011 - 26442050

STRUCTURE CONSULTANTS:

MEP CONSULTANTS:

AUTHORIZED SIGNATORY:- | ARCHITECT'S SIGNATURE:-

SHEET TITLE
SCO TYPE B (CORNER PLOT)
PLAN, AREA DIAGRAM, ELEVATIONS

Document Release Type
SUBMISSION DRAWING

Job No. --------	
Scale 1:125 ON A1 SHEET	
Date 10 DEC, 2021	DRAWING NUMBER **AR-84-TYPE B-COR**
Drawn by SD	
Checked by Jsk	Revision No.