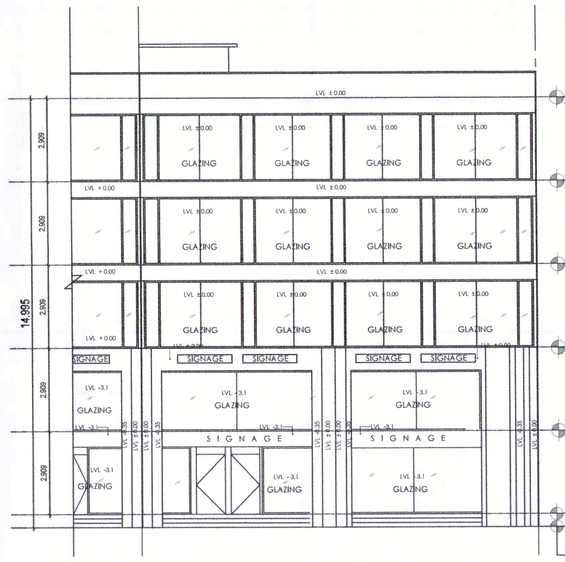

FRONT ELEVATION

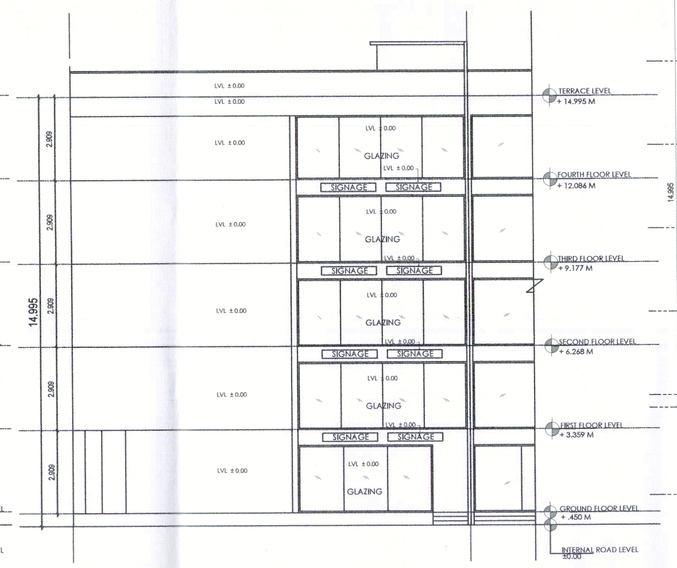

REAR ELEVATION

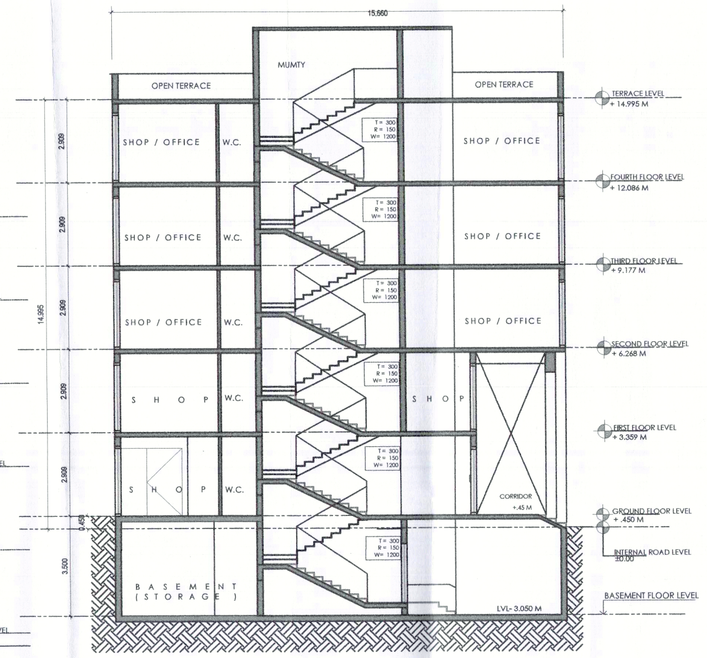

LONGITUDINAL SECTION (THROUGH STAIRCASE

SCO TYPE B(1) - IRREGULAR PLOT						
FLOOR	WIDTH (M)	DEPTH (M)	PLOT AREA (SQM)	DEDUCTION (LIFT, STAIRCASE, SHAFT) (SQM)	FAR AREA (SQM)	FAR AREA (SQ YRDS)
GROUND FLOOR			157.32		157.32	188.15
FIRST FLOOR			112.67	16.64	96.03	114.85
SECOND FLOOR			157.32	16.64	140.68	168.25
THIRD FLOOR			157.32	16.64	140.68	168.25
FOURTH FLOOR			157.32	16.64	140.68	168.25
FAR PER PLOT					**675.39**	**807.77**
TOTAL FAR OF THE PLOTS (1 NOS.)					**675.39**	**807.77**

GROUND FLOOR AREA = {(6.12+6.76)/2*15.66}+{
√(18.694×(18.694 - 15.673)× (18.694
- 3.083)×(18.694 - 8.633))}
= 100.85 + 56.47
=157.32 SQM

FIRST FLOOR = (G+F) - (C + D + E)
= {74.41+38.26) -[(4.8x2.8) + (1.6x1.55) + (1.2x0.60)]
= 112.67 - (13.44+2.48+0.72)
= 112.67 - 16.64
= 96.03 SqM

SECOND FLOOR = (A+B) - (C + D + E)
= (157.32) -[(4.8x2.8) + (1.6x1.55) + (1.2x0.60)]
= 157.32 - (13.44+2.48+0.72)
= 157.32 - 16.64
= 140.68 SqM

THIRD FLOOR =(A+B) - (C + D + E)
= (157.32) -[(4.8x2.8) + (1.6x1.55) + (1.2x0.60)]
= 157.32 - (13.44+2.48+0.72)
= 157.32 - 16.64
= 140.68 SqM

FOURTH FLOOR =(A+B) - (C + D + E)
= (157.32) -[(4.8x2.8) + (1.6x1.55) + (1.2x0.60)]
= 157.32 - (13.44+2.48+0.72)
= 157.32 - 16.64
= 140.68 SqM

TOTAL FAR AREA PER PLOT = **675.39** SqM

NOTES

- Dimensions are not to be scaled.
- The contractor shall verify all dimensions, details,specifications & site conditions & shall report any error, omission and/or anomaly to the Campus Designer before commercement of work.
- For construction purposes, the dimensions shall not be measured directly of the drawings. The drawings shall not be used for construction until they are issued for construction.
-These drawings are to be read in co-ordination with HVAC, Electrical, plumbing drawings & all relevant sections of specifications..
-All shop drawings should be provided to the Campus Designer for approval.

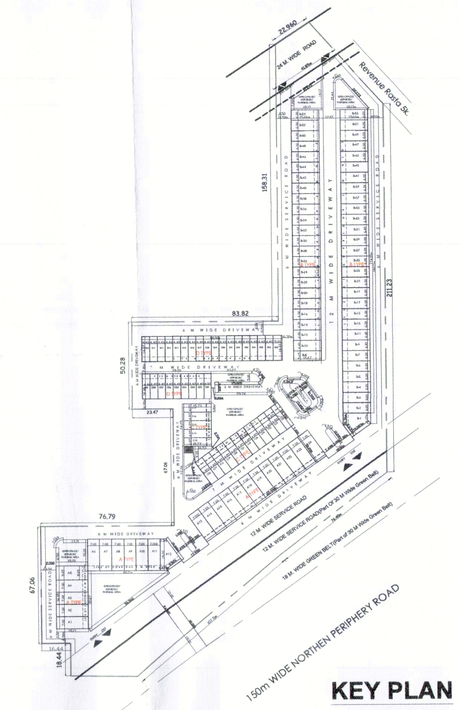

KEY PLAN

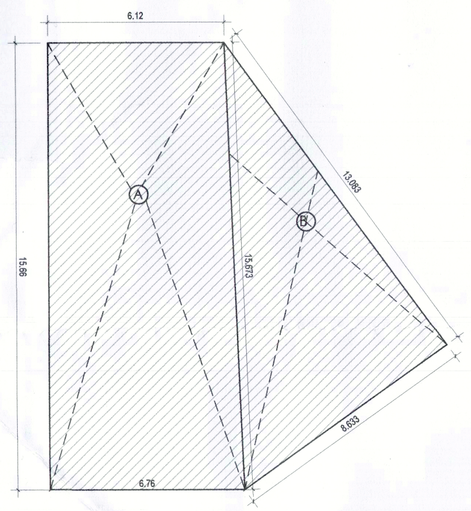

GROUND FLOOR AREA DIAGRAM

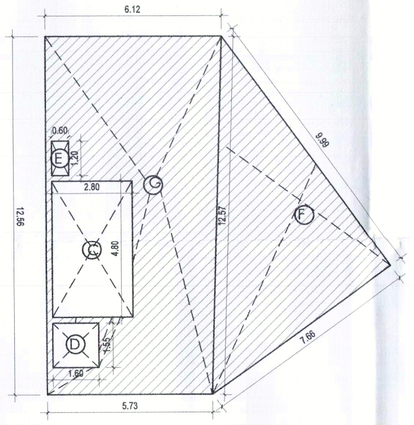

FIRST FLOOR AREA DIAGRAM

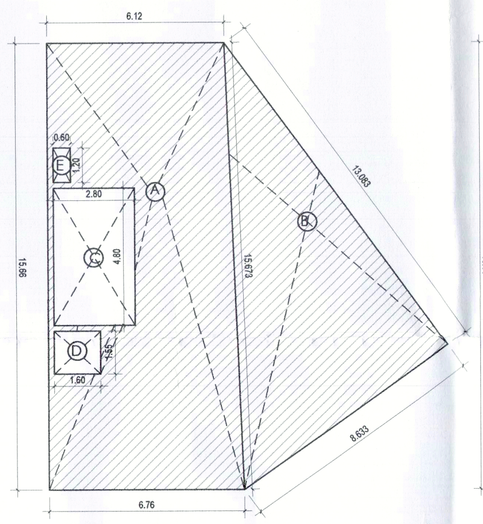

SECOND FLOOR AREA DIAGRAM

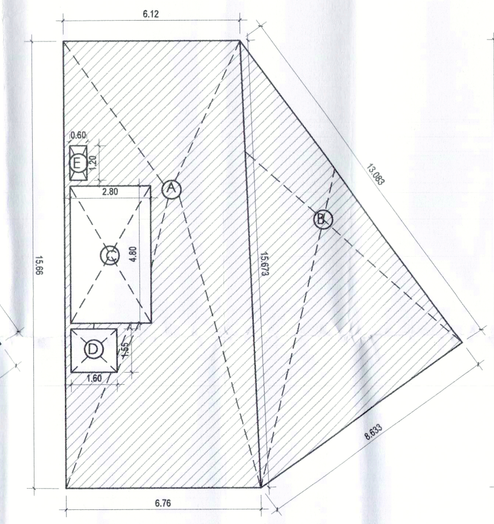

THIRD FLOOR AREA DIAGRAM

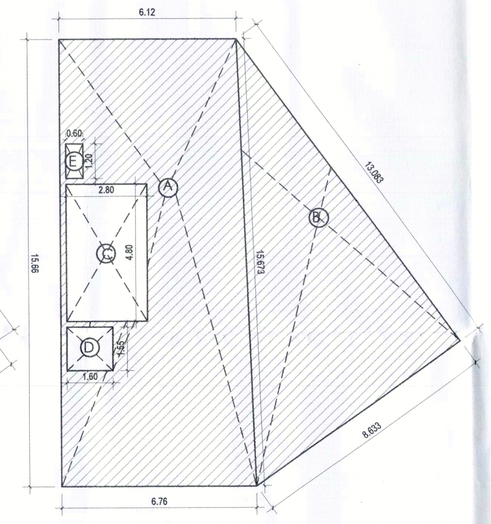

FOURTH FLOOR AREA DIAGRAM

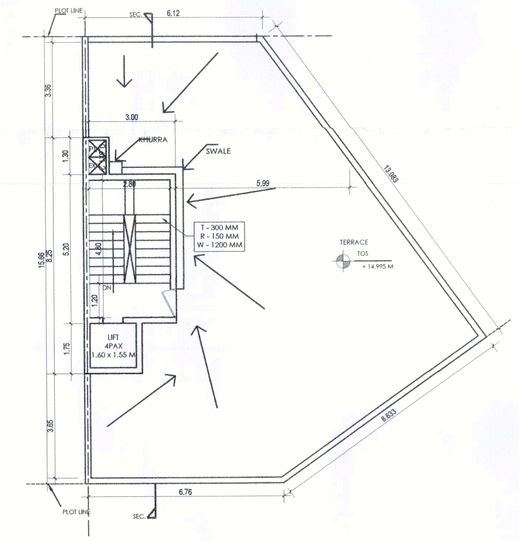

TERRACE FLOOR PLAN



MUMTY FLOOR AREA DIAGRAM

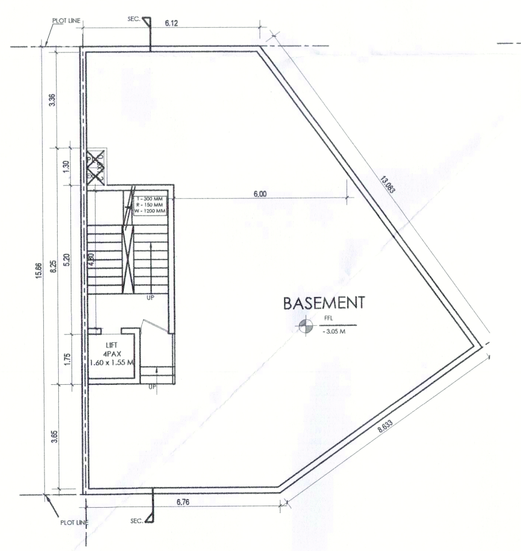

BASEMENT FLOOR PLAN

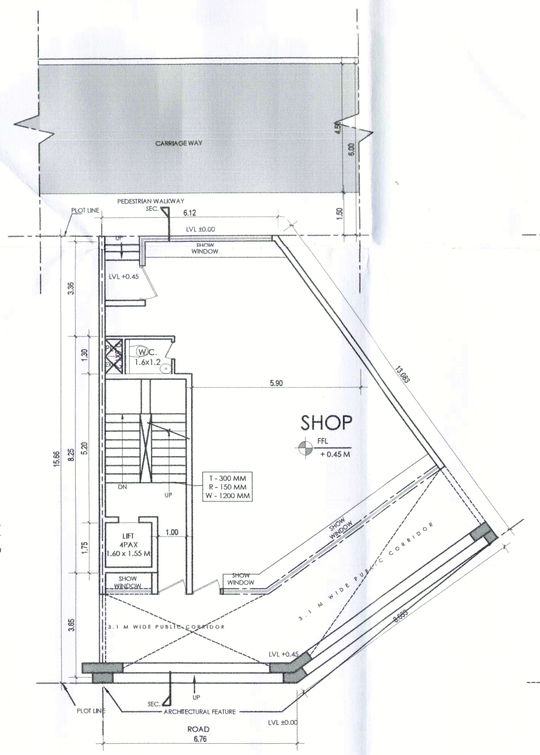

GROUND FLOOR PLAN

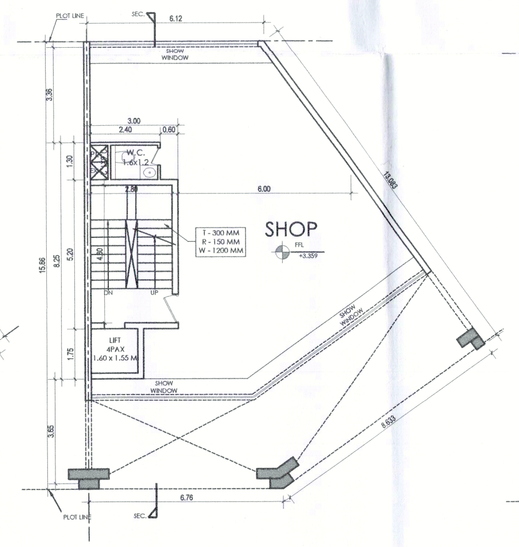

FIRST FLOOR PLAN

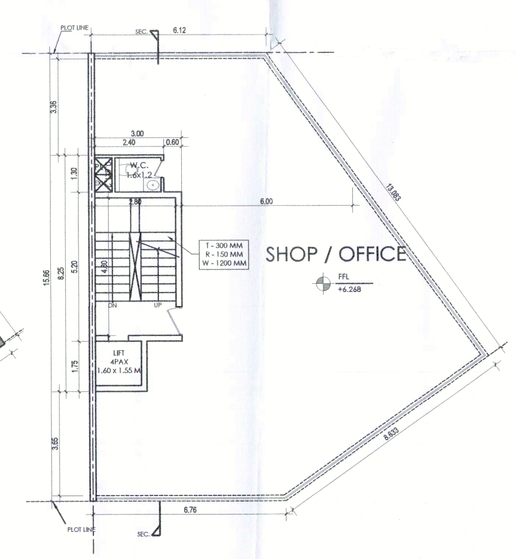

SECOND FLOOR PLAN

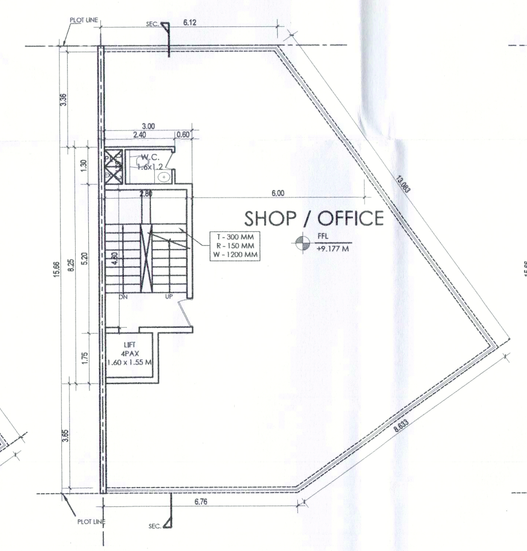

THIRD FLOOR PLAN

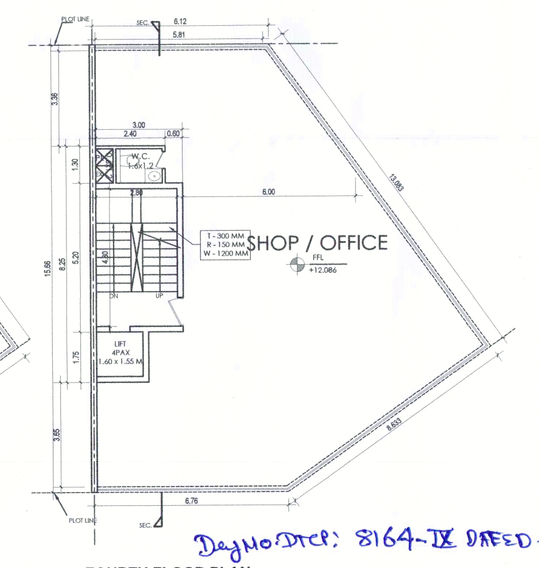

FOURTH FLOOR PLAN

Dy.No.DTCP: 8164-IX DATED-21-02-2022

(DINESH KUMAR) SD (HQ) | (HITENDER SINGH) ARCHITECT (HQ) | (HITESH SHARMA) STP (HQ) M | (R. P. SINGH) CTP (HR.) | (K. MAKRAND PANDURANG,IAS) DTCP (HR.)

DLF

DLF HOME DEVELOPERS LTD.

PROJECT TITLE
SCO AT SECTOR 84, GURUGRAM

ISSUES

DATE	REVISION	DESCRIPTION

ARCHITECT:
ARCOP ASSOCIATES PVT. LTD.
A-15, Pamposh Enclave, G.K. 1
New Delhi 110048
Phone : 011 - 26442050

STRUCTURE CONSULTANTS:

MEP CONSULTANTS:

AUTHORIZED SIGNATORY:- | ARCHITECT'S SIGNATURE:-

SHEET TITLE
SCO TYPE B (01)
PLAN, AREA DIAGRAM, ELEVATIONS

Document Release Type
Scale
SUBMISSION DRAWING
Date

Job No. -------

1:150 ON A1 SHEET

10 DEC, 2021

Drawn by SD

Checked by Jsk

DRAWING NUMBER
AR-84-TYPE B-IRREG

Revision No.